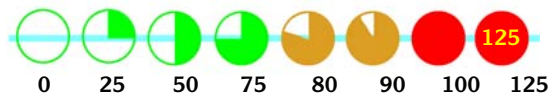
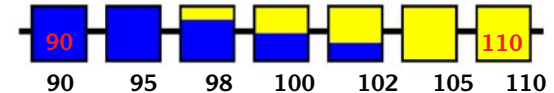


Line OSL Violation Pie Charts in Percent



Station Symbols and Percent Nominal Bus Voltage in Percent



Reactive Resources and Other Symbols

Generators

LOCATION AND CAPACITY

PALCO 2005:

Farlie	1200 MW	50 MW/min
Locher	1200 MW	40 MW/min
Homer	600 MW	20 MW/min
Doyle	600 MW	40 MW/min
Crawford 1	400 MW	30 MW/min
Crawford 2	400 MW	30 MW/min
Amus	200 MW	100 MW/min
Baker	70 MW	70 MW/min

PALCO 2007:

Grange	400 MW	30 MW/min
Uxbridge	80 MW	20 MW/min

EXCO

External 4	500 MW	80 MW/min
External 1	200 MW	80 MW/min
External 2	200 MW	80 MW/min
External 3	200 MW	80 MW/min

Phase Shifters

Location: Farlie
Control through Tables >Phase Shifters

Shunt Capacitors

Location: Beaver
Copley Manor
Rictor
Vexley
Info. located in Tables >Shunts >Capacitors

Shunt Reactors

Location: Tanton
Vexley
Info. located in Tables >Shunts >Reactors

Static Var Compensators

Location: Vexley
Info. located in Tables >Shunts >Static Var Compensators

Miscellaneous Equipment

Transformers

Information located in Tables >Transformers>Summary
Overload Warnings at OTS >Equipment LimitViolations >Winding MVA
Left Click: Change tap settings, and min/max kV range regulation.

Breakers

Left Click: Open/Close Breaker
Right Click: Calls up Synchroscope

Loads

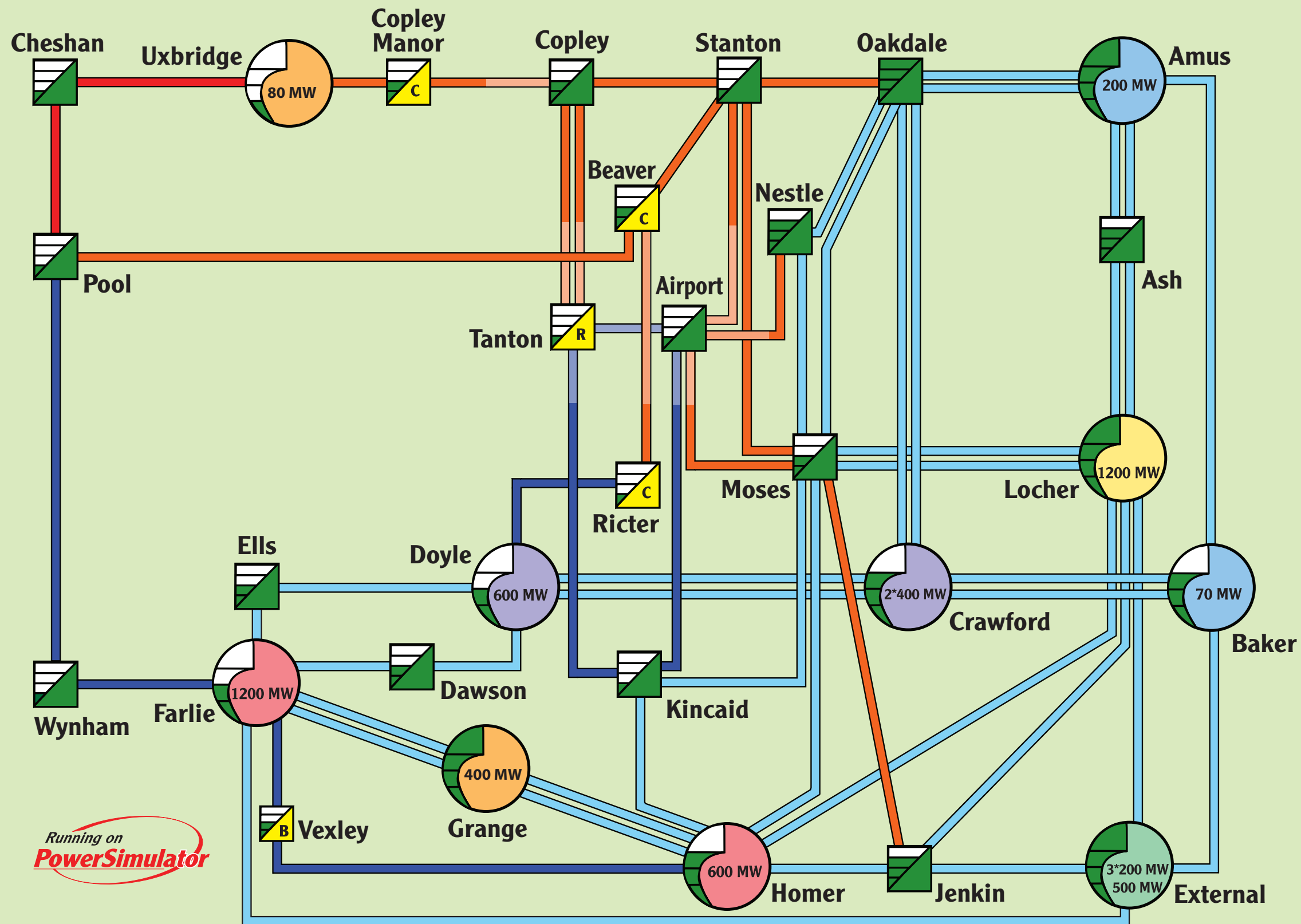
Information located in Tables >Loads >Feeder Summary
LEFT CLICK: Load information
Enable/Disable Feeders
Modify non-conforming load.

Line ends:

LEFT CLICK: Travel to adjacent station.
RIGHT CLICK: Calls up line end information.

Voltage:

Voltage Warnings at OTS >Equipment LimitViolations >High/Low Voltage



Running on
PowerSimulator

KEY

	230 kV
	138 kV
	69 kV
	33 kV

Denotes Underground Cable

Generation and Max. Output

	Hydro
	Coal
	Nuclear
	Natural Gas
	Coal/Natural Gas
	Natural Gas/Petro

Substation
 Substation with Capacitor (C), Reactor (R) or Both (B)

NERC
NORTH AMERICAN ELECTRIC RELIABILITY CORPORATION

SOS EOPS- Emergency Operations with PowerSimulators is recognized by the North American Electric Reliability Corporation as an approved learning activity for which NERC CE hours can be awarded, and that the provider adheres to NERC Continuing Education Program Criteria.
SOS_INTL_001 APPROVED NERC PROVIDER

Station Load

	6 am Values	Noon Values
1 Bar =	< 50 MW	
2 Bars =	50 - 100 MW	50 - 150 MW
3 Bars =	100 - 200 MW	150-250 MW
4 Bars =	>200 MW	> 250 MW